

X TERRA Šumava

XTEERRA OFFICIAL RESULT LIST

CZECH REPUBLIC Place: Bližší Lhota

Date: 31/08/2024

www.sportsoft.cz



Event: Full Distance Triathlon

Rank	Cat.rank.	Bib.	NAT	Name	Team	YoB	Time	Gap	Swim	T1	Bike	T2	Run					
1.	1./M20-29	104		BLAHO Martin		1999	02:03:00.4	00:00:00.0	00:13:22.5	12	01:07.1	9	01:05:02.6	1	00:42:46.9	1		
2.	2./M20-29	409		KESL Jiří		1995	02:03:41.5	00:00:41.1	00:11:54.5	3	00:40.6	1	01:07:44.1	3	00:36.2	3	00:42:46.0	2
3.	3./M20-29	111		ZAJAC Filip		2001	02:04:30.5	00:01:30.0	00:11:50.8	2	00:56.4	3	01:07:25.1	2	00:42.9	2	00:43:35.2	3
4.	1./M30-39	190		SKALKA Jakub		1991	02:11:29.7	00:08:29.2	00:14:36.7	26	01:52.1	27	01:10:02.6	8	00:37.2	8	00:44:21.0	4
5.	1./ME	172		DUBCOVÁ Jana		1988	02:13:30.7	00:10:30.2	00:13:38.0	17	01:17.1	14	01:09:55.0	5	01:00.7	5	00:47:39.6	5
6.	1./M40-49	99		CIPRA Jiří		1981	02:17:20.4	00:14:19.9	00:11:36.5	1	01:06.1	2	01:10:15.3	4	00:57.2	4	00:53:25.1	6
7.	2./M30-39	29		SCHOVAL Frantisek		1988	02:17:31.7	00:14:31.2	00:13:01.0	7	01:33.1	12	01:12:36.5	14	00:56.2	11	00:49:24.7	7
8.	2./ME	148		BISOVÁ Štěpánka		2000	02:18:56.7	00:15:56.2	00:13:21.7	11	00:49.1	7	01:11:55.5	7	00:45.4	6	00:52:04.6	8
9.	2./M40-49	132		HAYON Erez		1976	02:19:23.9	00:16:23.4	00:12:02.2	4	01:56.4	5	01:13:09.3	12	01:18.7	14	00:50:57.2	9
10.	3./M40-49	193		ŽLÁBEK Pavel		1979	02:19:37.2	00:16:36.7	00:14:09.0	19	01:20.9	18	01:11:30.8	9	01:09.2	12	00:51:27.1	10
11.	1./W20-29	143		FILIPOVA Klara		1995	02:19:43.9	00:16:43.4	00:12:45.2	6	01:21.9	6	01:13:04.5	15	01:27.7	15	00:51:04.4	11
12.	3./M30-39	139		VRBATA Jan		1986	02:20:08.6	00:17:08.2	00:14:10.7	21	01:07.9	17	01:11:51.1	13	00:55.9	10	00:52:02.9	12
13.	4./M40-49	146		HANUS Ján		1983	02:20:34.9	00:17:34.4	00:14:16.2	22	01:24.4	20	01:11:24.0	11	01:09.4	13	00:52:20.6	13
14.	5./M40-49	191		BORYCKI Miroslaw		1976	02:22:18.6	00:19:18.1	00:17:05.7	46	01:56.4	46	01:12:33.8	18	01:27.9	21	00:49:14.7	14
15.	4./M30-39	144		ŠŮS Jan		1990	02:23:43.1	00:20:42.6	00:13:26.0	15	01:21.9	13	01:17:03.8	22	01:05.4	20	00:50:45.9	15
16.	5./M30-39	138		KOLOMIČENKO Jakub		1988	02:24:01.4	00:21:00.9	00:13:24.5	13	01:51.9	16	01:11:46.5	10	00:39.9	9	00:56:18.4	16
17.	1./W30-39	55		SCHMITT Johanna		1989	02:24:08.1	00:21:07.6	00:15:15.5	32	01:41.9	30	01:14:46.3	21	01:00.2	18	00:51:24.1	17
18.	6./M40-49	184		BERAN Tomáš		1978	02:24:35.9	00:21:35.4	00:15:58.2	41	01:56.1	40	01:12:18.3	16	01:57.9	17	00:52:25.1	18
19.	6./M30-39	109		ŠEDIVÝ Radek		1988	02:24:40.9	00:21:40.4	00:14:28.2	24	02:34.1	32	01:13:13.0	17	01:46.9	16	00:52:38.4	19
20.	1./M60+	134		HLAVIZŇA Antonín		1962	02:25:40.3	00:22:39.9	00:13:25.2	14	00:52.1	8	01:11:46.8	6	01:03.2	7	00:58:32.8	20
21.	4./M20-29	6		BICAN František	Xterra	1998	02:25:54.8	00:22:54.4	00:17:00.5	45	01:09.1	42	01:15:21.8	32	01:29.9	32	00:50:53.4	21
22.	1./M50-59	195		NOVAK David		1971	02:26:01.1	00:23:00.6	00:14:01.0	18	01:43.6	21	01:16:46.5	28	01:24.7	29	00:52:05.1	22
23.	1./W40-49	113		VAN DER VEGT Lizette		1979	02:27:01.3	00:24:00.9	00:13:10.0	10	01:20.6	11	01:17:59.3	27	00:54.7	25	00:53:36.6	23
24.	5./M20-29	58		VOZKA Marek		1997	02:27:33.6	00:24:33.1	00:15:48.7	40	01:39.4	36	01:16:14.3	33	01:27.4	33	00:52:23.6	24
25.	6./M20-29	50		ŠTĚPÁNEK Marek		2000	02:28:41.6	00:25:41.1	00:15:41.5	36	01:20.1	31	01:14:40.3	20	01:05.7	19	00:55:53.8	25
26.	2./W20-29	137		RAJNOCH Barbora		1996	02:29:12.8	00:26:12.3	00:12:30.0	5	01:22.1	4	01:19:37.5	31	01:13.2	30	00:54:29.8	26




Event: Full Distance Triathlon

Rank	Cat.rank.	Bib.	NAT	Name	Team	YoB	Time	Gap	Swim	T1	Bike	T2	Run					
27.	2./M50-59	131		HRABÝ Michal		1971	02:30:08.1	00:27:07.6	00:19:18.9	70	01:29.1	62	01:11:05.1	23	01:15.7	23	00:56:59.1	27
28.	7./M30-39	136		KOUWIJZER Mitchel		1987	02:32:00.8	00:29:00.3	00:15:40.7	35	02:04.4	39	01:15:24.0	30	01:48.4	31	00:57:03.1	28
29.	3./M50-59	197		FRIEDRICH Holm		1970	02:32:14.8	00:29:14.3	00:15:47.2	39	01:50.1	37	01:14:04.3	19	01:23.2	22	00:59:09.8	29
30.	2./W40-49	149		PIDCOCK Shailie		1984	02:34:32.0	00:31:31.5	00:13:09.0	9	01:20.6	10	01:17:41.7	25	01:10.0	24	01:01:10.5	30
31.	2./W30-39	118		OLY Camille		1994	02:34:37.5	00:31:37.0	00:14:10.2	20	01:20.4	19	01:17:16.2	29	00:48.7	26	01:01:01.8	31
32.	1./W16-19	141		MIKEŠOVÁ Michaela		2005	02:34:50.0	00:31:49.5	00:15:19.2	33	01:04.6	25	01:23:45.9	41	01:35.4	41	00:53:04.6	32
33.	3./W30-39	36		HASELBERGEROVÁ Eva		1990	02:37:00.8	00:34:00.3	00:18:23.4	61	01:44.6	57	01:16:05.5	36	01:08.2	35	00:59:38.8	33
34.	4./M50-59	192		FARDA Petr		1973	02:37:13.0	00:34:12.5	00:15:45.7	38	01:25.9	34	01:17:57.2	34	01:25.7	34	01:00:38.3	34
35.	5./M50-59	116		TSACHOR Gal		1972	02:37:49.2	00:34:48.7	00:17:50.0	57	01:56.6	54	01:12:41.3	26	01:14.5	27	01:04:06.7	35
36.	1./W50-59	199		HÄRTEIS Rita		1965	02:38:23.2	00:35:22.7	00:13:36.7	16	01:30.1	15	01:23:51.6	39	01:10.8	39	00:58:13.8	36
37.	7./M40-49	135		KALIŠ Petr		1984	02:38:41.5	00:35:41.0	00:17:51.7	58	02:51.1	61	01:11:28.1	24	01:39.4	28	01:04:51.0	37
38.	3./W20-29	100		BERBROVÁ Adéla		1997	02:41:06.7	00:38:06.2	00:14:20.2	23	01:40.9	23	01:24:25.7	42	01:18.7	42	00:59:21.1	38
39.	6./M50-59	194		TOKARČÍK Dušan		1972	02:42:22.9	00:39:22.4	00:18:41.4	63	02:47.9	65	01:23:42.7	50	02:06.7	52	00:55:04.0	39
40.	8./M30-39	68		FOLTYN Michael		1988	02:42:23.2	00:39:22.7	00:17:19.7	52	02:02.4	49	01:18:17.2	37	01:29.2	37	01:03:14.5	40
41.	8./M40-49	18		MAŠEK Jan		1982	02:42:57.9	00:39:57.4	00:17:35.7	54	02:34.9	58	01:20:19.7	43	01:30.2	43	01:00:57.2	41
42.	4./W30-39	37		MAŘÍKOVÁ Kamila		1993	02:43:07.6	00:40:07.1	00:17:19.4	51	01:37.6	45	01:17:13.2	35	01:26.2	36	01:05:30.9	42
43.	7./M20-29	106		DORIČKA David		1997	02:43:11.4	00:40:11.0	00:15:06.7	31	02:03.1	33	01:23:38.7	45	01:29.5	45	01:00:53.3	43
44.	7./M50-59	198		LEMM Thorsten		1966	02:43:59.2	00:40:58.7	00:14:45.5	27	01:43.1	26	01:21:33.0	38	01:57.2	38	01:04:00.2	44
45.	5./W30-39	196		DE AMORIM Mariana		1988	02:44:38.7	00:41:38.2	00:20:06.4	72	01:34.4	67	01:26:30.9	57	01:41.2	56	00:54:45.5	45
46.	8./M50-59	32		PILOUŠEK Michal	Xterra	1967	02:45:21.9	00:42:21.4	00:14:57.5	28	00:58.1	22	01:33:49.6	58	01:15.0	58	00:54:21.5	46
47.	2./M60+	145		KUEFNER Ronald		1963	02:46:05.2	00:43:04.7	00:18:02.9	59	02:29.9	59	01:23:00.0	49	02:42.7	49	00:59:49.5	47
48.	9./M40-49	147		LEPES Tibor		1975	02:46:14.9	00:43:14.4	00:14:31.0	25	01:40.6	24	01:24:25.2	44	02:40.9	46	01:02:57.0	48
49.	8./M20-29	54		VOLOŠIN Adam		2000	02:46:36.2	00:43:35.7	00:17:08.2	49	02:05.1	48	01:20:50.0	40	01:20.2	40	01:05:12.5	49
50.	10./M40-49	105		PARUS Jindrich		1979	02:47:10.4	00:44:09.9	00:15:40.0	34	02:18.6	41	01:25:30.4	48	01:05.2	47	01:02:36.0	50
51.	11./M40-49	34		BUDKA Tomáš		1983	02:47:45.2	00:44:44.7	00:16:04.2	42	02:07.6	43	01:27:27.4	51	00:53.2	50	01:01:12.5	51
52.	3./W40-49	117		SHUB Idit		1980	02:49:40.9	00:46:40.4	00:17:06.2	48	02:36.6	52	01:26:01.7	52	01:28.5	51	01:02:27.7	52
53.	9./M30-39	112		SULC Jiri		1993	02:50:13.6	00:47:13.1	00:18:51.9	64	03:12.1	71	01:25:30.4	56	02:31.9	57	01:00:07.0	53
54.	9./M50-59	114		NOVÁK Jan		1973	02:51:36.4	00:48:35.9	00:15:04.7	30	02:13.9	35	01:25:44.9	47	02:34.7	48	01:05:58.0	54
55.	10./M50-59	53		MACH Milan		1967	02:52:12.6	00:49:12.1	00:17:24.9	53	02:04.9	50	01:27:06.9	53	01:20.5	53	01:04:15.2	55
56.	12./M40-49	133		BDOLACH Nir		1978	02:56:20.8	00:53:20.3	00:13:07.7	8	03:26.9	28	01:40:08.3	65	02:47.2	67	00:56:50.5	56
57.	10./M30-39	115		BUENO AOKI Gabriel		1986	02:58:33.6	00:55:33.1	00:25:28.2	79	02:07.1	76	01:29:24.9	67	01:19.7	66	01:00:13.5	57

Event: Full Distance Triathlon

Rank	Cat.rank.	Bib.	NAT	Name	Team	YoB	Time	Gap	Swim	T1	Bike	T2	Run					
58.	13./M40-49	67		GEISEL Alexander		1984	02:59:14.3	00:56:13.8	00:14:59.5	29	01:44.9	29	01:24:15.7	46	01:06.7	44	01:17:07.4	58
59.	4./W40-49	156		KOTECKA Lenka		1975	02:59:48.1	00:56:47.6	00:19:14.9	69	02:23.1	66	01:34:00.9	63	02:21.9	64	01:01:47.0	59
60.	14./M40-49	49		SANTRUCEK Jaromir		1981	03:01:06.3	00:58:05.8	00:16:58.7	44	02:47.9	53	01:31:11.1	59	02:08.7	59	01:07:59.7	60
61.	11./M30-39	108		VITOVSKYI Stanislav		1990	03:01:06.3	00:58:05.8	00:17:40.2	56	02:58.9	60	01:30:25.9	60	02:33.7	60	01:07:27.4	61
62.	12./M30-39	89		KNEBEL Kay		1992	03:01:06.5	00:58:06.0	00:17:37.7	55	02:24.1	56	01:27:22.7	55	01:08.2	54	01:12:33.6	62
63.	11./M50-59	390		COLEBUNDERS Eddy		1969	03:04:05.2	01:01:04.7	00:25:07.4	77	03:17.4	77	01:24:27.9	61	02:51.9	61	01:08:20.4	63
64.	9./M20-29	48		DYBAL Tomas		1999	03:05:50.3	01:02:49.8	00:16:10.2	43	02:07.1	44	01:38:25.8	66	01:11.5	63	01:07:55.4	64
65.	13./M30-39	102		KOTRČ Tomáš		1993	03:07:11.2	01:04:10.8	00:15:43.5	37	01:59.6	38	01:29:20.2	54	01:41.7	55	01:18:26.1	65
66.	5./W40-49	22		HOFTA Marta		1977	03:09:14.7	01:06:14.2	00:18:26.4	62	00:41.9	47	01:35:56.9	62	01:30.5	62	01:12:38.9	66
67.	4./W20-29	101		KOTRČOVÁ Magdaléna		1999	03:16:34.4	01:13:33.9	00:17:05.7	47	02:53.1	55	01:45:29.3	72	01:06.2	72	01:09:59.9	67
68.	6./W40-49	389		BERGEN Anke		1977	03:16:47.2	01:13:46.7	00:25:09.6	78	03:41.1	78	01:31:17.4	69	03:41.2	70	01:12:57.6	68
69.	2./W50-59	3		KAMARÁDOVÁ Daniela		1972	03:17:57.6	01:14:57.1	00:18:23.4	60	03:36.9	69	01:33:54.4	64	02:13.7	65	01:19:49.1	69
70.	14./M30-39	119		VOLŠIČKA Vít		1991	03:18:30.9	01:15:30.4	00:18:54.9	66	02:52.4	68	01:37:43.6	68	03:10.4	68	01:15:49.4	70
71.	12./M50-59	110		DIAS MARTINS DA SILVA		1971	03:22:05.6	01:19:05.1	00:19:03.9	68	02:57.6	70	01:50:38.0	76	00:39.7	74	01:08:46.1	71
72.	6./W30-39	59		WEISER Franziska		1993	03:23:35.1	01:20:34.6	00:18:54.4	65	02:25.9	63	01:41:44.1	71	01:30.5	71	01:19:00.0	72
73.	5./W20-29	142		ŠVEDOVÁ Markéta		1996	03:27:17.5	01:24:17.0	00:22:41.9	75	02:06.6	74	01:45:14.5	73	01:23.5	73	01:15:50.8	73
74.	6./W20-29	103		KOTRČOVÁ Vendula		2001	03:34:11.5	01:31:11.0	00:17:09.2	50	02:29.9	51	01:42:12.6	70	01:32.8	69	01:30:46.9	74
75.	7./W20-29	56		MATTELAER Eugénie		1997	03:38:32.2	01:35:31.7	00:18:55.4	67	02:30.4	64	01:49:55.0	74	03:04.7	75	01:24:06.5	75
76.	15./M40-49	107		POCHOP Martin		1984	03:39:48.2	01:36:47.7	00:19:57.9	71	04:34.6	73	01:46:57.5	75	04:37.2	76	01:23:40.8	76
77.	7./W30-39	88		HEINL Nathalie		1990	03:54:24.1	01:51:23.6	00:20:13.4	73	02:41.1	72	01:53:52.7	77	02:39.5	77	01:34:57.2	77
78.	8./W30-39	30		JAKOBS Linda		1989	04:23:27.8	02:20:27.3	00:21:52.4	74	03:15.9	75	02:12:03.3	78	06:08.7	78	01:40:07.2	78
79.	9./W30-39	33		NEMEC Elif Naz		1993	04:33:05.7	02:30:05.3	00:24:54.4	76	03:56.6	79	02:16:07.3	79	04:20.5	79	01:43:46.7	79
	M40-49	87		ROSEN David		1984	DNF		00:24:31.9		03:55.6							
	M30-39	19		GILANIK Lukas		1985	DNS											
	M30-39	28		GILÁNIK Vít		1991	DNS											
	W40-49	35		SMITH Samantha Anne		1982	DNS											
	M40-49	38		ANTROBUS Matthew		1981	DNS											
	M30-39	57		MILETIN Jakub		1987	DNS											
	M40-49	90		FEISCHL Gernot		1983	DNS											
	W40-49	92		SMITH Samantha Anne		1982	DNS											
	M30-39	97		NEJEDLY Petr		1993	DNS											

Event: Full Distance Triathlon

Rank	Cat.rank.	Bib.	NAT	Name	Team	YoB	Time	Gap	Swim	T1	Bike	T2	Run
	M40-49	98		PETERS Falk-Klaus		1982	DNS						
	M40-49	140		HRUBEC Přemysl		1984	DNS						
	ME	1001		GRABMÜLLER Aneta		1993	DNS						

Official Communication - Decisions Commissaires' Panel: